


COOL COMFORT AROUND THE WORLD



Since being established in 1968, Midea's integrated research and development helps to enrich lifestyles worldwide through a distinct range of innovative home appliances.

Today the company continues to globalise its operations, with the strength of truly global brand, Midea air conditioner brings home comfort to more than 162 countries.

Distributed by:



IMPERIAL AIR CONDITIONING (Pty) Ltd

Tel: +27 794 5537
Fax: 0866 136 792
email: admin@imperialaircon.co.za

Distribution Centres In:
 Bloemfontein, KwaZulu Natal, Eastern Cape
 Western Cape, Gauteng, Mpumalanga

www.mideaircon.co.za

The noise level data reflects the level in anechoic chamber.

Specifications subject to change without notice.



International Swimming Federation Official Partner Since 2010

OUTSTANDING FEATURES

Each of Mission's designer features is there to make operation simple and efficient. They have been designed after extensive research and feedback from customers all over the world.



Turbo

Reach the set temperature fast by holding the button down.



Silent

Hold the button down to select silent mode and quiet operation.



1W Standby

Provides savings of up to 80% more energy in stand-by mode.



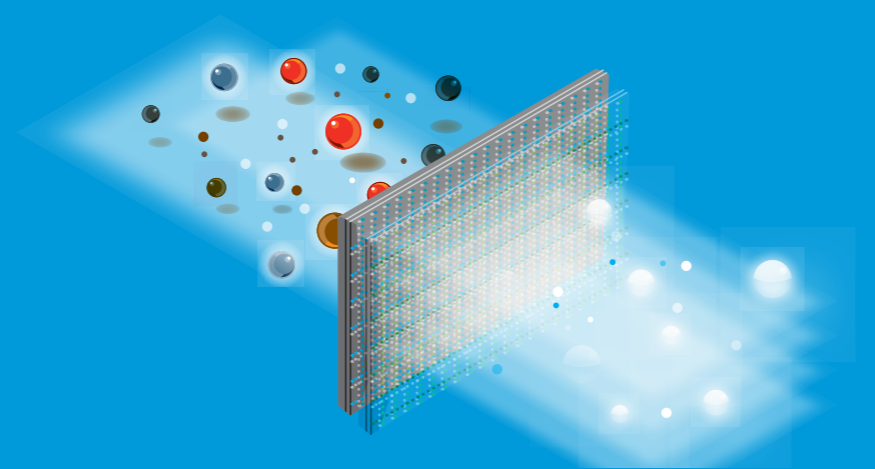
Self Detection

Automatic shut down if refrigerant leak is detected.




Dual Filter

HD Filter prevents dust and silver ion filter sterilizes bacteria effectively.



Louver Position Memory

Automatically adjusts to the position of previous operation.



TECHNICAL SPECIFICATIONS

Model No.	MSMF-09	MSMF-12	MSMF-18	MSMF-24
Power Supply	220-240V~, 50Hz, 1Ph	220-240V~, 50Hz, 1Ph	220-240V~, 50Hz, 1Ph	220-240V~, 50Hz, 1Ph
Rated Current	3.6A	5A	7.5A	11.5A
Cooling Capacity	9500Btu/h	12000Btu/h	18000Btu/h	24000Btu/h
Heating Capacity	10500Btu/h	13000Btu/h	19000Btu/h	26000Btu/h
EER	7.2W/W	7.0W/W	7.0W/W	6.2W/W
Energy Efficiency Class (Inverter model)	A++	A++	A++	A++
COP	4.0/5.1	4.0/5.1	4.0/5.1	4.0/5.1
Indoor Air Flow	450/350/250 m ³ /h	500/440/280 m ³ /h	700/470/380 m ³ /h	1080/850/600 m ³ /h
Indoor Noise Level (Hi/Med/Low)	38/31/27 dB(A)	37/34/26 dB(A)	44/37/34 dB(A)	48/43/39 dB(A)
Outdoor Noise Level (Hi/Med/Low)	54 dB(A)	55 dB(A)	60 dB(A)	62 dB(A)
Piping Connection (Liquid/Gas)	Φ6.35/Φ9.52mm (1/4"/3/8") inch	Φ6.35/Φ9.52mm (1/4"/3/8") inch	Φ6.35/Φ12.7mm (1/4"/1/2") inch	Φ9.52/Φ15.9mm (3/8"/5/8") inch
Max. Refrigerant Pipe Length	25m	25m	30m	30m
Max. Height Difference	10m	10m	20m	20m

INDOOR UNITS

	9000 BTU	12000 BTU	18000 BTU	24000 BTU
	730mm 293mm 198mm	810mm 300mm 200mm	980mm 325mm 225mm	1090mm 338mm 235mm

OUTDOOR UNITS

	9000 BTU	12000 BTU	18000 BTU	24000 BTU
	810mm 558mm 324mm	810mm 558mm 324mm	810mm 558mm 324mm	845mm 700mm 320mm

SUITABLE AREA

	9000 BTU	12000 BTU	18000 BTU	24000 BTU
	Suitable for area: 12-18m ²	Suitable for area: 16-23m ²	Suitable for area: 24-35m ²	Suitable for area: 32-47m ²



COOL COMFORT

